





LAUGHTON ALL SAINTS' C of E PRIMARY SCHOOL


SCHOOL CALENDAR FOR THE 2023/24 ACADEMIC YEAR

| September (20 Days) | | | | | | | October (20 Days) | | | | | | | November (19 Days) | | | | | | |
|---------------------|----|----|----|----|----|----|-------------------|----|----|----|----|----|----|--------------------|----|----|----|----|----|----|
| M | T | W | T | F | S | S | M | T | W | T | F | S | S | M | T | W | T | F | S | S |
| | | | | 1 | 2 | 3 | | | | | | | 1 | | | 1 | 2 | 3 | 4 | 5 |
| 4 | 5 | 6 | 7 | 8 | 9 | 10 | 2 | 3 | 4 | 5 | 6 | 7 | 8 | 6 | 7 | 8 | 9 | 10 | 11 | 12 |
| 11 | 12 | 13 | 14 | 15 | 16 | 17 | 9 | 10 | 11 | 12 | 13 | 14 | 15 | 13 | 14 | 15 | 16 | 17 | 18 | 19 |
| 18 | 19 | 20 | 21 | 22 | 23 | 24 | 16 | 17 | 18 | 19 | 20 | 21 | 22 | 20 | 21 | 22 | 23 | 24 | 25 | 26 |
| 25 | 26 | 27 | 28 | 29 | 30 | | 23 | 24 | 25 | 26 | 27 | 28 | 29 | 27 | 28 | 29 | 30 | | | |
| | | | | | | | 30 | 31 | | | | | | | | | | | | |
| December (16 Days) | | | | | | | January (18 days) | | | | | | | February (15 days) | | | | | | |
| M | T | W | T | F | S | S | M | T | W | T | F | S | S | M | T | W | T | F | S | S |
| | | | | 1 | 2 | 3 | | | | | | | | | | | 1 | 2 | 3 | 4 |
| 4 | 5 | 6 | 7 | 8 | 9 | 10 | 1 | 2 | 3 | 4 | 5 | 6 | 7 | 5 | 6 | 7 | 8 | 9 | 10 | 11 |
| 11 | 12 | 13 | 14 | 15 | 16 | 17 | 8 | 9 | 10 | 11 | 12 | 13 | 14 | 12 | 13 | 14 | 15 | 16 | 17 | 18 |
| 18 | 19 | 20 | 21 | 22 | 23 | 24 | 15 | 16 | 17 | 18 | 19 | 20 | 21 | 19 | 20 | 21 | 22 | 23 | 24 | 25 |
| 25 | 26 | 27 | 28 | 29 | 30 | 31 | 22 | 23 | 24 | 25 | 26 | 27 | 28 | 26 | 27 | 28 | 29 | | | |
| | | | | | | | 29 | 30 | 31 | | | | | | | | | | | |
| March (17 Days) | | | | | | | April (16 Days) | | | | | | | May (18 Days) | | | | | | |
| M | T | W | T | F | S | S | M | T | W | T | F | S | S | M | T | W | T | F | S | S |
| | | | | 1 | 2 | 3 | 1 | 2 | 3 | 4 | 5 | 6 | 7 | | | 1 | 2 | 3 | 4 | 5 |
| 4 | 5 | 6 | 7 | 8 | 9 | 10 | 8 | 9 | 10 | 11 | 12 | 13 | 14 | 6 | 7 | 8 | 9 | 10 | 11 | 12 |
| 11 | 12 | 13 | 14 | 15 | 16 | 17 | 15 | 16 | 17 | 18 | 19 | 20 | 21 | 13 | 14 | 15 | 16 | 17 | 18 | 19 |
| 18 | 19 | 20 | 21 | 22 | 23 | 24 | 22 | 23 | 24 | 25 | 26 | 27 | 28 | 20 | 21 | 22 | 23 | 24 | 25 | 26 |
| 25 | 26 | 27 | 28 | 29 | 30 | 31 | 29 | 30 | | | | | | 27 | 28 | 29 | 30 | 31 | | |
| | | | | | | | | | | | | | | | | | | | | |
| June (20 Days) | | | | | | | July (16 Days) | | | | | | | August | | | | | | |
| M | T | W | T | F | S | S | M | T | W | T | F | S | S | M | T | W | T | F | S | S |
| | | | | | 1 | 2 | 1 | 2 | 3 | 4 | 5 | 6 | 7 | | | | 1 | 2 | 3 | 4 |
| 3 | 4 | 5 | 6 | 7 | 8 | 9 | 8 | 9 | 10 | 11 | 12 | 13 | 14 | 5 | 6 | 7 | 8 | 9 | 10 | 11 |
| 10 | 11 | 12 | 13 | 14 | 15 | 16 | 15 | 16 | 17 | 18 | 19 | 20 | 21 | 12 | 13 | 14 | 15 | 16 | 17 | 18 |
| 17 | 18 | 19 | 20 | 21 | 22 | 23 | 22 | 23 | 24 | 25 | 26 | 27 | 28 | 19 | 20 | 21 | 22 | 23 | 24 | 25 |
| 24 | 25 | 26 | 27 | 28 | 29 | 30 | 29 | 30 | 31 | | | | | 26 | 27 | 28 | 29 | 30 | 31 | |
| | | | | | | | | | | | | | | | | | | | | |

 Denotes Bank Holidays

195 days – including 5 days to be taken as professional development days for teaching staff

 Denotes School Holidays

 Denotes School INSET (Professional Development Days). School closed to pupils